

# Reflections Arts Program 2025-2026

1



**THEME:**  
**I BELONG**

# Introductions

2

- LWPTSA Council Reflections
  - Co-Chairs: Emily Sparks & Dr. Ayesa Kaur [reflections@lwptsa.net](mailto:reflections@lwptsa.net)
  - VP of Programs: Pallavi Bhandarkar [programs@LWPTSA.net](mailto:programs@LWPTSA.net)
  - Email for general questions: [reflections@LWPTSA.net](mailto:reflections@LWPTSA.net)

For all queries, please use [LWPTSA website](#).

- Facebook Group: [LWPTSA Council Reflections Chairs](#)
- There is also a “WSPTA Reflections” [Facebook group](#); this is great for ideas, but questions about deadlines and processes will get varied answers depending on which Council the responders are part of! Leader resources section at WSPTA reflections webpage has all training details and forms listed [here](#).

LWPTSA Council website: [www.LWPTSA.net/Reflections](http://www.LWPTSA.net/Reflections)

# Lake Washington Council PTSA- Reflections

3



## Lake Washington PTSA Council 2.8

Serving the 44 PTAs & PTSAs Within the Lake Washington School District

Search

[About Us](#) [Programs](#) [Advocacy](#) [Family Engagement](#) [News](#) [PTA Resources](#)

### Reflections

Reflections is a National PTA arts in education program. The program was started in 1969 and is the largest arts program of its kind in the United States. Students have the opportunity to use their creative talents by expressing themselves through their own original works created around a theme that changes each year. **The theme for the 2025-2026 year is *I Belong*.**



Reflections is not "just an art contest." It helps kids take risks, be inspired, think creatively, and be celebrated for their creativity and work. Studies have shown a positive relationship between the arts and well-being. Get more information about the [National PTA Reflections program](#).

#### Jump directly to:

[Categories | Divisions | Judging | Key Dates](#)  
[Student Entry Forms | Resources for Local PTAs](#)  
[Advancing Local Entries to Council](#)  
[2026-2027 Theme Contest](#)  
[2024-2025 Council-Level Winners | 2024-2025 WSPTA Finalists](#)

# LWPTSA Council Program, 2025-2026

4

- PTA/PTSAs Participating: ~**44**
- Local PTA/PTSA entries received at Council: **10 per PTSA + 1 to 6 Accessible Arts = 440 - 704**
- Council award winners that may advance to state: **62 + 12 Accessible Arts (6 in Elementary & 6 in Secondary)**
  - ✦ **Outstanding Interpretation**
  - ✦ **Award of Excellence**
  - ✦ **Award of Merit**
- WA State PTA winners advance to Nationals
- Council will have an additional **Honorable Mention** award that will be given to exemplary entries that are not advancing to WA State PTA.

# Reflections Competition Overview

5

The Reflections arts competition is a National PTA 'Arts in Education' Program. It was started in 1969 to encourage and recognize students for their creative talents. Reflections is the largest art program of its kind in the U.S.

## 4 ROUNDS

1. **Local** (that's you)  
(Sept – Nov)
2. **Council** (that's us)  
(Nov – Jan)
3. **State**  
(Jan – Mar)
4. **National**  
(Mar – May)

## 5 GRADE DIVISIONS

1. Primary (K-2) \*
2. Intermediate (3 – 5) \*
3. Middle School (6 – 8)
4. High School (9 – 12)
5. Accessible Arts Division  
(K-5 & 6-12)

*\* Primary and intermediate divisions must be judged separately.*

## 6 ART CATEGORIES

1. Dance  
Choreography
2. Film Production
3. Literature
4. Music Composition
5. Photography
6. Visual Arts - 2D

# Reflections Competition Overview

6

## How Does It Work?

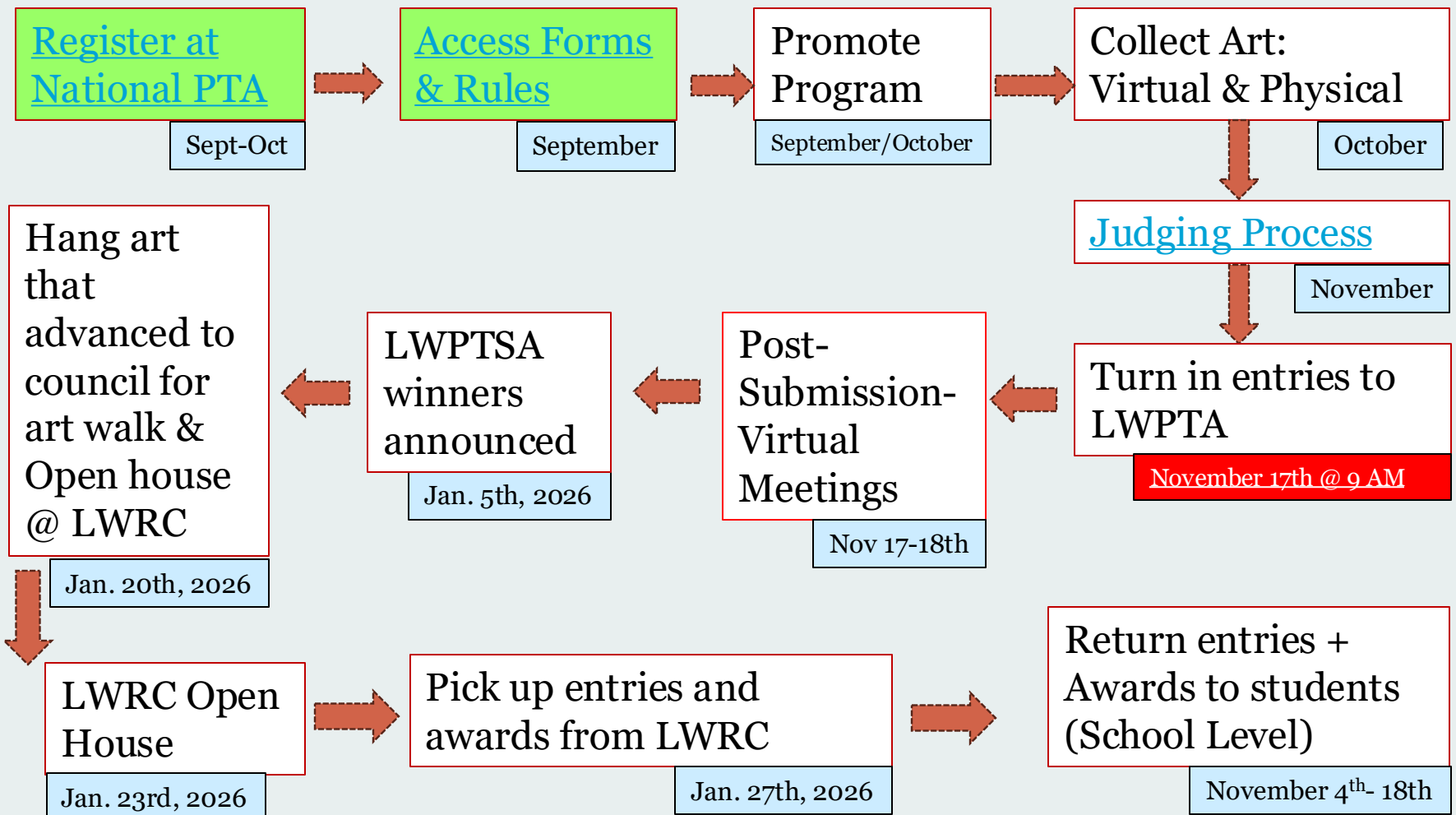


Students **REFLECT** on a common theme and use their imagination to **CREATE** original works of art.

All participants **CELEBRATE** and share their artistic works with their family, school and community.

# Reflections Work Flow & Timeline

7



# Local Program outline, 2025-2026

8

- **Setting a deadline**
- **Promote!**
- **Collect Entries**
- **Judging**
- **Decide standings**
- **Celebration: Reception, Slideshow, goodie bags**
- **Submitting to district**
- **Open house**, January 23rd, 5-7PM. Chairs are responsible for setting up their school's entries at council open house

# Local PTA/PTSA: Setting A Deadline

8

- Each local unit sets their own deadline for turning in entries, and you will need to determine what turn-in will look like for your local PTA (**electronic submission**, possible turn-in of physical artwork/photography if assistance needed with creating digital file) –**Chairs should have discussion with your board leadership to determine the best processes for your community** –when possible, use PTA resources (cloud sites, websites, etc.) rather than personal resources!
- Work backward from Council’s online registration deadline:  
**\*\* Monday, November 17th, by 9 am \*\*** (Don't wait till last minute to turn in, it is good to try uploading prior to the deadline to make sure it works for you!)
- Actual time needed depends on number of entries expected; experience of the committee members; and number of helpers.
- **Please note:** If your PTSA/PTAs are not in **good standing** (defined by WSPTA) as of **Nov. 18<sup>th</sup>**, we will not accept your entries. Only PTAs in good standing may participate in Reflections (SOA requirement). You may want to double-check with your **President right away to confirm your PTSA is in "good standing."**

# Local PTA/PTSA: Setting A Deadline

9

## September/October

- Register your PTA  
[www.pta.org/programs](http://www.pta.org/programs)  
Reflections Arts Program
- Sept 30<sup>th</sup> – Kick-off Meeting
- Begin promoting Reflections
- Allow 4 weeks of October for students to work on projects
- **Confirm with your president that your PTA is in good standing**

## October

- Promoting Reflections continues
- Find judges
- Prepare judging instructions, rubrics and scoring sheets
- Deadline date for entries (**suggested**):
  - Oct 25<sup>th</sup> if:
    - First-year chair
    - # of expected entries is 40+
  - Oct 31<sup>st</sup>/Nov 1<sup>st</sup> if:
    - Experienced chair
- After deadline, begin prepping entries for judging, allow 1 – 2 weeks
- Communicate with entrants if information is missing/criteria not met that is fixable
- Collect all physical entries from participants

## November

- Nov 2<sup>nd</sup> to 4<sup>th</sup> – Prepare and send judging instructions, rubrics and scoring sheets
- Nov 4<sup>th</sup> to 11<sup>th</sup> – Judge entries
  - Judging evening –OR sending entries to judges electronically
- Nov 11<sup>th</sup> to 14<sup>th</sup> –
  - Determine winners
  - Prepare winning entries for turn-in day
- **Nov 14- Nov 17<sup>th</sup>** -
  - Submit winning entries to LWPTSA Council online folders

# Local PTA/PTSA: Setting A Deadline

october 2025

SUN	MON	TUE	WED	THU	FRI	SAT
			1	2	3	4
		←-----→				
5	6	7	8	9	10	11
←-----→						
12	13	14	15	16	17	18
←-----→						
19	20	21	22	23	24	25
←-----→						
26	27	28	29	30	31	
←-----→						

november 2025

SUN	MON	TUE	WED	THU	FRI	SAT
						1
						←-----→
2	3	4	5	6	7	8
←-----→						
9	10	11	12	13	14	15
←-----→				←-----→		
16	17	18	19	20	21	22
←-----→		★				
23	24	25	26	27	28	29
30						

Promote!

Collection

Judge

Decide Qualifiers

LWPTSA  
Submissions

# Local PTA/PTSA: Promoting to Students

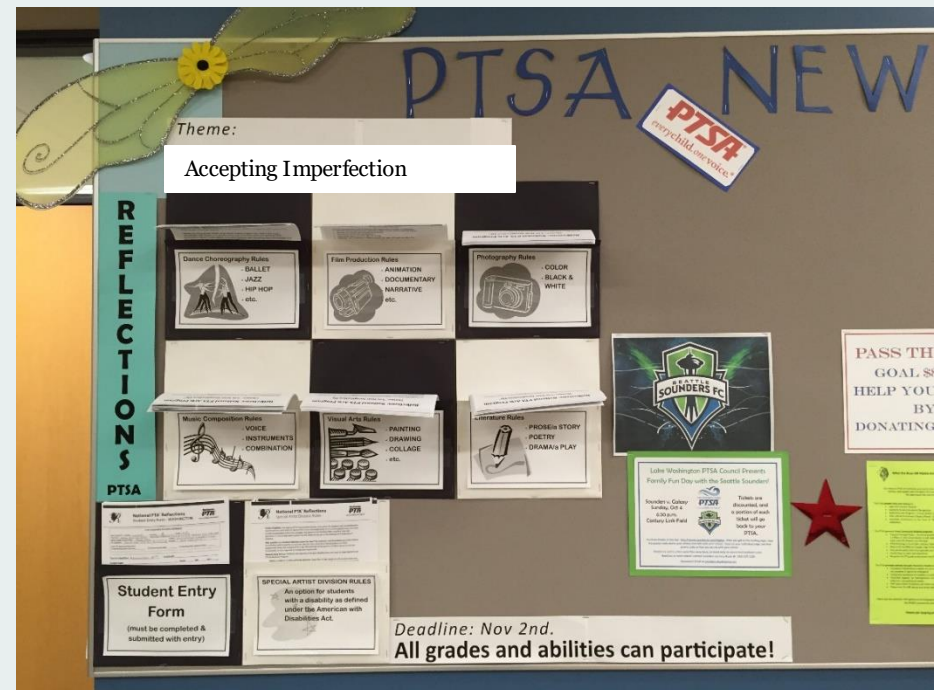
12

## How to Distribute Information

- Distribute hard copies in main office, library, lunch room, etc .
- Post to PTA/PTSA and/or school websites, social media
- Bulletin board
- Through teacher communications
- Morning announcements

## Marketing Materials

- Flyer & poster template available on the LWPTSA website:  
<https://www.lwptsa.net/reflections/>
- **Create your own materials**
- **Chairs should obtain all documents from the LWPTSA Council website** (not National PTA). Students should get forms from your LOCAL PTA website that have already been personalized by your PTA to include your PTA name, date, rules, etc.



# Local PTA/PTSA: Promoting to Students

13

- PTSA/PTS website: Information on Reflections, flyer with contact name, category rules and guidelines, entry form, deadline date & time, entry instructions, etc.
- Suggestions on Promoting Reflections at school:
  - Have an information table at lunchtime where students can stop by and ask questions and get information packets or individual documents.
  - Have a table in the lunch room with a blank banner and markers. Invite students to think about the theme and then decorate the banner with their ideas. Then use the banner to promote your program.
  - Distribute a PowerPoint presentation that could be shown by teachers to introduce Reflections and encourage participation.
  - Use posters, school and PTA/PTSA newsletter, flyers, Facebook/social media, and work with teachers to encourage students to participate.
  - Announcements – Morning announcements /weekly newsletters through school
  - After School – a meeting or workshop and/or Kick-off event where parents/students can learn about the opportunity and see where to find information online (your PTA website)
- Refer also to the Reflections Local Leaders Guide on Washington State PTA website
- Other ideas????

Note: Committee member names and contact information should be on all written communications as well as your PTSA's logo.

# Promoting to Students- Reminders

14

## Important Reminders:

- **DIGITAL TOOLS AND TECHNOLOGY:** Digital technology and/or software may not provide the primary design and/or concept, but can be used to develop, enhance and/or present an entry.
- **NO NAMES** on the public facing side of the entry.
- **Visual Arts – 3D** art is **not** being accepted by LWPTSA Council; **only 2D entries are allowed**. Examples of 3D: architecture, carpentry, ceramics, jewelry, kites, dioramas, mobiles, etc.
- **Visual Arts – 2D:** Digital images should be at least 640x960 pixels and 300 dpi resolution, so they are clear and visible to reviewers.
- **Take clear photos:** Make sure your photos are clear and simple. Avoid any extra blank space or distractions around the artwork.
- **Photography:** Before finalizing your image, check its properties to ensure its quality and that it meets sizing needs: at least 640x960 pixels and 300 dpi resolution. Most editing software allows you to view and adjust these settings easily.
- **Music, Film and Dance:**
  - Video must not exceed 5 minutes in length and 1,000 MB (1,000 megabyte) in file size.
  - Accepted file formats include: MP4, MOV or AVI for Film and Dance
  - Accepted **audio** file formats for Music include MP3 and WAV (**not** MP4).
  - Notation/score is required for secondary music compositions

# Local PTA/PTSA: Collecting entries

15

## Student Entry Form

- Download a copy of the official entry form from [www.LWPTSA.net/Reflections](http://www.LWPTSA.net/Reflections) and pre-fill your PTA information at the top of the form before making copies.
- Pre-Filling the Entry Form (a fillable PDF)
  - PTA/PTSA – Use the official PTA name of school (e.g., Ben Franklin PTA and not Franklin Elementary)
  - State and National ID numbers from PTA/PTSA president or treasurer  
**We have a list of all PTA local and national ID numbers on our website: [www.lwptsa.net/reflections/](http://www.lwptsa.net/reflections/)**
  - PTA/PTSA email should be your personal or school's Reflections program email. Do not use Council's information.

# Local PTA/PTSA:Collecting entries

16

## Student Entry Form (cont'd):

- Pre-Filling the Entry Form
  - PTA/PTSA address is the school's address.
  - Chairperson phone number should be your personal phone number. Do not use your school's phone number or Council's.

**Make sure information is legible!**

### *WSPTA only- Reflections Student Submission Entry Form*

*This section to be completed by PTA before distribution.*

LOCAL PTA & number \_\_\_\_\_ National PTA Number \_\_\_\_\_

LOCAL PROGRAM CHAIR \_\_\_\_\_ EMAIL \_\_\_\_\_ PHONE \_\_\_\_\_

COUNCIL PTA LWPTSA Council 2.8 COUNCIL CHAIR EMAIL Reflections@LWPTSA.net

# Local PTA/PTSA: Collecting entries

17

## **How many entries should be expected?**

**Elementary School:** 20 to 50

Factors for variance:

- Language barrier
- Access to materials
- Lack of support from PTA, school staff, teachers

**Middle School:** 10 to 40

**High School:** 5 to 25

Factors for variance for MS/HS:

- Less parental involvement, therefore up to student to participate
- Busier schedules
- More homework

**Recognition is important to increasing participation!**

# Local PTA/PTSA:Collecting entries

18

- **Entries are VIRTUAL!** Fillable entry forms are online, the LWPTSA site has updated forms. Students can type directly into the form. **Make sure your students are using the current forms provided by you/your Reflections Chair. All Artwork collection in Round 1 is in DIGITAL format!**
- Students submit a digital copy of their artwork with their entry form. As needed, Council winners' artwork will be collected physically for display at our OPEN house. *(Share tips with students on how to get a good digital image of their artwork.)*
- Entry form changes (Technology section)
- **WAYS TO COLLECT**
  - Google Form
  - Drob box/ spreadsheet
  - Email
  - In person (**you** would need to digitize it all)

**FORM FOR COLLECTING YOUR ENTRIES** GOOGLE MICROSOFT

**Reflections 2025-2026**  
Reflections entry portal for LWPD. Theme: I Belong

Hi, Reflections. When you submit this form, the owner will see your name and email address.

\* Required

1. Student Name \*  
Enter your answer

2. Grade \*  
Enter your answer

3. Age \*  
Enter your answer

4. School \*  
Enter your answer

5. Parent/Guardian name \*  
Enter your answer

6. Parent Email \*  
Enter your answer

7. Parent Phone \*  
Enter your answer

8. Mailing address \*  
Enter your answer

9. City \*  
Enter your answer

10. State \*  
Enter your answer

11. Zip \*  
Enter your answer

12. Parent/Guardian Signature \*  
Consenting to any submission shall remain the property of the entrant, but entry into this program constitutes entrant's irrevocable permission and consent that I'll display, copy, reproduce, enhance, print, sublicense, publish, distribute and create derivative works for PTA purposes. PTA is not responsible for lost or damaged or Submission of entry into the PTA Reflections program constitutes acceptance of all rules and conditions. I agree to the above statement and the National PTA, Refs Official Rules. Signatures (typed or handwritten) are required for all entries.  
Enter your answer

13. Student Signature \*  
Enter your answer

14. Grade Division \*  
\*Students who identify as having a disability and may receive services under IDEA or AD (disability-specific accommodations and non-artistic accommodations as outlined in the e-provide information about how their disability and/or support needs impacted their entry in the division and are awarded as part of the division. See division guidelines for details.

- Primary (K-2)
- Intermediate (3-5)
- Middle School (6-8)
- High School (9-12)
- ACCESSIBLE ARTS (PK-5th)
- ACCESSIBLE ARTS (6th-12th)

15. Arts Category \*  
 Dance Choreography  
 Film Production  
 Literature  
 Music Composition  
 Photography  
 Visual Arts

16. Artwork Details \*  
Medium & Materials (Visual Arts), Dimensions (Visual Arts and Photo), Word Count (Literature or Instrumentation (music))  
Enter your answer

17. Additional Details  
If technology is used, describe the platform's use in the creation process, including any generative elements (required for all entries, 10 to 50 words). Students participating in the Accessible Arts Division may provide details about how their disability and/or support needs impacted their entry (optional, 10-100 words).  
Enter your answer

18. Title of Artwork \*  
Enter your answer

19. Artist statement \*  
(required for all entries) (in 10 to 100 words, describe your work and how it relates to the theme).  
Enter your answer

20. Upload entry (Non-anonymous question) \*  
PDF for literature/JPG or PNG for art/photos/MP3 or WAV for music AND PDF with notation and score/M4A, MOV, AVI for film and dance  
Upload file  
File number limit: 1. Single file size limit: 1GB. Allowed file types: Word, Excel, PPT, PDF, Image, Video, Audio


21. Upload score/notation for music entries (grades 6-12) (Non-anonymous question) \*  
Upload file  
File number limit: 1. Single file size limit: 1GB. Allowed file types: Word, Excel, PPT, PDF, Image, Video, Audio

Submit

# Microsoft Form that you can duplicate

19

HTTPS://FORMS.  
OFFICE.COM/PA  
GES/SHAREFOR  
MPAGE.ASPX?ID  
=ML0DFDSYUW  
JB3Q6GNRAWAV  
NYOUI44FEPZ0J  
CZUKIARUNEQ5  
RK5BWEZUMU9G  
WU9CWU4ZR1G3  
VVIWTC4U&SHA  
RETOKEN=ADHS  
KE3H2G2DEOAU  
IT27



# Entries From Outside Your PTA/PTSA

20

- Students MUST attend school with PTA-no more sponsoring by neighboring school PTAs
- ~~☐ Councils can decide to accept art from PTA school directly if there is no chair at the school~~

# Local PTA/PTSA: Judging Entries

21

## Finding Judges

- **Judging for all rounds is VIRTUAL!** No having to juggle transporting artwork to a judging location. Judges will simply use digitalfiles to judge student artwork and then return the completed judging forms to the chairs electronically.
- Start looking for judges now while students are working on their entries!
- At least 2 judges per category. Three per category is recommended especially if many entries in the art category, such as Visual Arts.
- Consider asking teachers, librarians and parents at other schools and private teachers (Music, Dance)
- Recruit people who are experienced in the art category they are judging as a professional or a hobby
- **NO teachers or staff from your own school.**
- Parents: NO parents who have a child participating! If no child participating, may consider a parent if you believe they are capable of being impartial.
- Judges may judge more than one category if they have a working knowledge in both areas.
- Preference will be to distribute materials and entries for judging electronically. Gives you and your judges the opportunity to work at their comfort.

# Local PTA/PTSA: Preparing for Judging Entries

22

**Student Entry Form: Is available online at the LWPTSA Council website.**

- Student Portion
  - Is it complete – all fields?
  - Is it legible – all fields?
  - Is it signed by student and parent? If over 18 years old, parent signature not required.
  - Check if email is correct by emailing parent at least once.
  - Does it have a title?
  - Are the art dimensions stated for Visual Arts and Photography? If not, you, as the chair can fill it in. Size includes the mat, e.g., photo + mat = dimensions
  - Is the Artist Statement 100 words or less? Please count before submitting; if an entry is moving on to Council, the artist statement will be cut off at 100 words when entering into the online registration system.
  - Artist Statement should NOT continue on the back of the form. It should continue on a separate page or be submitted on a separate page.

# Unique ID for judging

23

## Preparing Entries for Judging:

- **No name** associated with entry –use THE NUMBERING SYSTEM

We will be using a unique file name to connect the entry form information and the entry file(s) for all entries advancing to Council. Here is how you will create this unique file identification:

- ▶ The last number in your local PTA ID: 2.8.xxx (3 digits...use 0s if your number is less)
- ▶ Two letters to represent the art category: VA, PH, DC, MC, FP, LT
- ▶ One letter to represent the age category: P, I, M, H, S
- ▶ The students' first and last initial
- ▶ The number of the entry from your local PTA: two digits please, 01-15 (16-21 for Special Artist entries)
- ▶ This will give you a 10-character file name
- ▶ Example: Lake Washington HS PTSA is 2.8.95; a photography entry from Graham Hay is the 4<sup>th</sup> entry from LWHS PTSA advancing to Council...the identification and file name for this entry is "095PHHGH04" (095PHHGH04.jpg)

Rachel Carson  
2.8.7

- 007
- VA
- P
- AK
- 01

Unique ID:  
007VAPAK01

# Data spreadsheet example

24

- Student Name
- Grade
- Age
- School
- Parent Name
- Parent Email
- Parent Phone
- Mailing Address, City, State, Zip
- Grade Division
- Arts Category
- Artwork
- Details/Additional details
- Title
- Artist Statement
- Judges Scores

# Judge's -Data spreadsheet example

25

## Columns To Include:

Unique

ID:

y:

Title:

Grade Division:

Artwork Details:

Artist Statement:

Additional details (Technology):

Notes:

Category

G

# Judging Entries

26

LWPTSA judging rubric will be available on LWPTSA website this week.

## Reflections Reviewer Score Card

Entry #	Interpretation (40 pts)	Creativity (30 pts)	Technique (30 pts)	Total Score	Notes
1					
2					
3					
4					
5					
6					
7					
8					
9					
10					

## Reflections Reviewer Criteria

Criteria / Level	Beginning	Developing	Proficient	Accomplished	Advanced
Interpretation	1-8 pts.	9-16 pts.	17-24 pts.	25-32 pts.	33-40 pts.
How closely the piece relates to the theme, based on the Work itself and the artist statement.	The interpretation lacks clarity and does not communicate the student's concept.	The interpretation lacks clarity and does not fully communicate the student's concept based on the theme.	The interpretation communicates the student's concept based on the theme.	The interpretation clearly communicates the student's concept based on the theme but lacks meaning, purpose, and integrity.	The interpretation clearly communicates the student's whole concept based on the theme with meaning, purpose and integrity.
Creativity	1-6 pts.	7-12 pts.	13-18 pts.	19-24 pts.	25-30 pts.
How creative and original the piece is in its conception of the theme and its presentation.	Work is somewhat original and reflects the theme using very conventional ways.	Work is somewhat original and reflects the theme using conventional ways.	Work is original and reflects the theme using conventional ways.	Work is primarily original and reflects the theme using imaginative ways.	Work is highly original and reflects the theme using unconventional, interesting, imaginative and new ways.
Technique	1-6 pts.	7-12 pts.	13-18 pts.	19-24 pts.	25-30 pts.
The level of skill demonstrated in the basic principles/ techniques of the arts area.	Work demonstrates very limited skill of the arts area.	Work demonstrates limited skill of the arts area.	Work demonstrates capable skill of the arts area.	Work demonstrates expertise of skill of the arts area.	Work demonstrates mastery of skill and knowledge of the arts area.

# Judging Entries

## Miscellaneous Information

- Use only the forms and documents provided by LWPTSA Council. Forms and documents from WSPTA and NPTA will not be accepted and may be different from our local documents.
- **All forms and documents needed are currently hosted on the LWPTSA website.**
- Local PTA/PTSAs may accept **multiple entries from a single student** at their discretion.
- An entry must be the work of ONE student. Other people may perform or appear in a student's original work but may not do any of the creative work.

~~~~~  
Create a spreadsheet (Word table or Excel spreadsheet), and enter the following information:

A.) Name of student, B.) art category, C.) grade, D.) email, E.) title of artwork, F.) judging score (total or average), and G.) advancing (use \*)

Cut and paste information from online form, then assign an “entry number” to use for identifying the entry anonymously throughout the evaluation process.

This document can be useful for many things throughout the process: a record of entries in one place, emailing students, creating labels, etc. Saves a lot of time further on in the process.

# Judging Entries

28

- Judging must be blind and impartial.
- At the elementary level, entries must be separated into Primary (K-2) and Intermediate (3-5) entries and then again by art category. Primary and intermediate entries must be judged separately from each other.
- Accessible Arts Division have their own category.
- Judge all entries even if you only have a few entries. Please do NOT send ALL entries to Council only pieces that receive positive feedback from the judges.
- Disqualified entries (did not meet the rules): Do not judge but hold on to for displaying in the school (e.g. art show). Let student/family know why disqualified.
- *Use the judging scorecard and rubric available from the LWPTSA Reflections webpage. Each judge has their own judging scorecard. (Note: The scorecard is a Word doc so Chairs can type in Title of Entry.)*
- Make sure your judges have access to the artist statements only (no personal information is to be provided).
- **Provide the judges the rules for the art category** they are judging.
- **Judges' scores are confidential.** Do not share them outside of your Reflections committee. Parents may ask about their student's scores. Do not share scores with parents after the event.

# Local PTA/PTSA: Deciding standings

29

## Selecting the Winners:

Number of entries advancing from local to Council

- Up to **10 entries in total** (highest scoring only) + **6 additional entries from the Accessible Arts\* division**
- Ideally, you will have winning entries in all or most of the categories, but generally, there are more in Visual Arts and Literature. That is why there is a limit.

Do not advance the maximum number of entries to Council just because you “have room,” only have a few, or don’t want to hurt any feelings.

All entries advancing to Council must demonstrate the theme and must be good enough to compete against the best entries from the other PTA/PTSAs in LWPTSA Council.

*Council can only advance 62+12 (aa) of all entries to the WSPTA level.*

***\*The National PTA Special Artist Division is an option for students with disabilities who receive services under IDEA or ADA: Section 504 to have the opportunity and accommodations they may need in order to participate fully in the program.***

# Local PTA/PTSA: Deciding standings

30

- Use your judges' scores to select winners. Entries with the highest scores overall should advance. Highest score is 40/40 (**20 – theme**; 10 – artistic merit/creativity and 10 – mastery of the medium).
- Reflection chair/committee can choose method to determine which entries advance (total score or average score).
  - For example: 3 judges judging Primary Visual Arts
    - ✦ Find the average of the 3 overall scores for the entry (e.g., 38, 37, 40 = 38.33/40) or
    - ✦ Add the 3 overall scores (e.g., 115/120)
  - Determine a benchmark:
    - ✦ Average Score: If a score is 35/40 or above, then consider advancing entry.
    - ✦ Total Score: If score is 106/120 or above, then consider advancing entry.
    - ✦ Might need to adjust benchmark – up (too many entries advancing) or down but not too low (not enough entries advancing)

Note: If two entries have the same overall score and you cannot advance both due to number of entries that are allowed to advance in the category, use the highest theme score as the tie breaker.

# Local PTA/PTSA: Deciding standings

31

## Chair/Committee discretion:

- “Theme” gets the most points so it’s possible to have a winning entry that is not artistically as good as other entries that don’t have strong themes.
- What if all entries in a category/division have low scores? Use your judgement with caution. If the judges seemed like they didn’t “get it,” consider advancing some of those entries that you feel 1) captured the theme and 2) have artistic merit.
- A guideline for advancing entries
  - Visual Arts - No more than 30%
  - Photography- No more than 20%
  - Literature- No more than 20%
  - Dance, Film & Music- No more than 30%

# Local PTA/PTSA: Recognize Your Students

32

## **Very important for the students and your program!**

- After judging, notify all participants (not just the winners), guardians and staff of the results.
- Use the same methods you used to promote the program to - newsletters, announcement, etc. – to highlight winners and thank all participants.
- Consider recognizing all participating students with your own art show; in conjunction with another school event, such as an assembly or a display in the library, slide show display on your website.
- Give ribbons and/or certificates to everyone who submitted an entry.
- Officially, the top awards are Outstanding Interpretation, Award of Excellence, Award of Merit, but you can choose your own award names. (1<sup>st</sup>, 2<sup>nd</sup>, 3<sup>rd</sup> or “Finalist” for those advancing to Council, etc.)
- Non-award winners can receive recognition as “participants.”
- Other ideas for recognition? Share them with our LWPTSA Council Reflections Chairs FB group!

# Awards and Supplies

33

- AWARD RIBBONS
  - [https://stores.shoppta.com/listings.lasso?c\\_id=Reflections&host=WSPTA](https://stores.shoppta.com/listings.lasso?c_id=Reflections&host=WSPTA)
  - <https://clearviewribbon.com/> (flat ribbons)
- AWARD CERTIFICATES
  - Microsoft Word has certificate templates
  - Certificate template on WSPTA Reflections webpage

# Submitting to District

34

## Online Registration:

- Chairs need to upload entries to our LWPTSA Council OneDrive. Only entries that qualify to move on from Council to state-level judging will be entered into the National PTA portal (and your Council chairs will take care of that for you!).
- The deadline for local PTA/PTSAs in the LWPTSA Council is Monday, November 17, 2025, by 9 AM. (Time is absolute!)
- Do not wait until the MORNING of November 17<sup>th</sup> 2025!!- \*\*Log in a few days before the deadline to make sure you can access the folders\*\*
- We will create step-by-step instructions and will share it in late October/early November.
- Unregistered entries will not be accepted at Council.

## Tips for Online Registration

- Logging in – Try well in advance! Some chairs had trouble last year and had to wait for a response from help desk. The folders, to upload entries, will be accessible on Nov 12th, 2025.
- All required information from the entry form should be entered into the database.
- You will be required to upload a digital image of artwork or the digital file for Lit/Music/Dance/Film.

# Submitting to District

35

- **Turn-in day is VIRTUAL!**

Turn-in day will happen from the comfort of your home—no mad rush down to the Resource Center to make your check in time. LWPTSA chairs will meet with each local chair virtually to confirm your student Reflections entries together. Please note: Only winning entries at Council are entered into the State Reflections Portal—so please don't upload your school's work to the state portal, only upload to LWPTSA council.

- The entry portal will **open on Nov 12th and will stay open until the 17th**. Try uploading a piece before the 17th to make sure all goes smoothly on 17th.
- An email with turn-in instructions will be sent in the coming weeks to all PTSA presidents and Reflections chairs.
- **Sign up for a Zoom call with council (NEXT SLIDE QR CODE)**
  - Council chairs will be checking each school's submissions with the local chair to confirm that the pieces are all submitted correctly
  - These calls will take place Nov 17 & 18th



# Submitting to District

37


**The following details are needed for each council submission in the following order:**

- Unique ID
- Chair Name (you)
- Chair email
- Chair phone
- Local PTA name
- Local PTA ID #
- National PTA ID #
- Student Name
- Grade
- Age
- Parent name
- Parent email
- Parent Phone
- Street address
- City
- Zip Code
- Category (VA, PH, LT, MC, PH, DC)
- Division (P, I, MS, HS, AA)
- Title
- **Details (VA/PH-Dimensions, MC-List musicians or instrumentation, LT-Word Count/Format, DC/FP-Background Music citation)**
- Artist statement
- Additional details (technology used)

# SIGN-UP QR CODE

38

**Scan to sign up for  
our council check-  
ins**



# Collect Physical pieces

39

- All artists **MUST** keep their work in presentation condition, or we will not be able to advance the artwork.
- For entries that your local PTA is advancing, you will want to encourage those students to take good care of their artwork as it may be requested/required to be submitted in January! It will need to be in the same form it was in when the digital image was submitted in October!

# Other Important Dates and Deadlines

40

- Council Winners Announced
  - Friday, January 5, 2026
  - Open House at LWSD Resource Center January 21 to January 26, 2026 (art on display during Resource Center business hours)
  - Reception/ Recognition January 23, 2026 from 5-7 pm. Please make your school community aware of this celebration.

Some high-performing artists may be featured at the February school board meeting or at the LWPTSA Founders' Day Celebration.

WSPTA will announce their winners in March. They give ribbons to Council at Convention. We will distribute at our June General Meeting.

**Very Important:**  
**Local Chairs need to help in January for the Open House set-up (Jan 20th and take-down on January 27th.**  
**- Typically 1-2 hours**

# New Theme and a Theme Search!

41

- Themes are chosen via a contest, 2 years in advance. Looking for 2026-27 this year!
- \$100 prize from National PTA
- Find Theme Search Contest Entry Form  
[https://wspta.smapply.io/prog/reflections\\_theme\\_search/](https://wspta.smapply.io/prog/reflections_theme_search/)
- Students will fill form directly from WSPTA
- Deadline: November 4, 2024, 12:00 pm (noon)

# Thank You! Questions?

42

Did you give us your name and email address so that it is accurate?

## ACTION ITEMS/NEXT STEPS:

1. Complete a Committee Plan of Action for your PTA –include due dates, communication plan, budget plan, volunteer needs.
2. Work with your PTA leadership to determine the best process for turn-in to “PTA-owned/accessible” locations (email address, cloud folder, forms, etc).

Any questions/concerns/ideas? Email: [reflections@lwptsa.net](mailto:reflections@lwptsa.net)

**We look forward to seeing your entries at Council!**